

Lanny Alan Sinkin
P. O. Box 944
Hilo, Hawai'i 96721
(808) 936-4428
lanny.sinkin@gmail.com
Lay representative for Temple of Lono

BOARD OF LAND AND NATURAL RESOURCES

FOR THE STATE OF HAWAI'I

IN THE MATTER OF) Case No. BLNR-CC-16-002
)
A Contested Case Hearing Re Conservation)
District Use Permit (CDUP) (HA-3568 for) **TEMPLE OF LONO SECOND**
The Thirty Meter Telescope at the Mauna) **SUPPLEMENTAL EXHIBIT**
Kea Science Reserve, Kaohe Mauka,) **DESIGNATION**
Hamakua District, Island of Hawai'i,)
TMK (3) 4-4-015:009)
_____)

TEMPLE OF LONO FIRST SUPPLEMENTAL EXHIBIT DESIGNATION

Now comes the TEMPLE OF LONO, by and through its above named representative, and hereby submits it Second Supplemental Exhibits (Exhibits L24 and L25) Designation.

Exh No.	Description	Rec'd Into Evidence
L24	Hawai'i Tourism Authority - Visitor Expenditures	
L25	UH Report on Economic Contributions of Astron.	

DATED: January 7, 2017

_____/s/_____
Lanny Alan Sinkin
Lay Representative for Temple of Lono



For Immediate Release: January 29, 2015
HTA Release (15-03)

A RECORD 8.3 MILLION VISITORS CAME TO HAWAII IN 2014 TOTAL VISITOR EXPENDITURES GREW TO \$14.7 BILLION

HONOLULU – A total of 8,282,680 visitors came to the Hawaiian Islands in 2014, exceeding the 2013 record of 8,174,461 visitors by 1.3 percent, according to preliminary statistics released today by the Hawai'i Tourism Authority. Annual 2014 total visitor expenditures¹ grew 2.3 percent to \$14.7 billion. On average, 205,044 visitors were in the state on any given day in 2014 (average daily census), an increase of 1.1 percent from 2013.



For the month of December 2014, total visitor expenditures rose 3 percent (+\$41.5 million) to \$1.4 billion, boosted by a 6.2 percent growth in total arrivals (to 765,267 visitors). The average daily spending of \$191 per person was down from \$195 per person in December 2013.

Annual 2014 Highlights:

- Arrivals by air from the U.S. West rebounded in the second half of 2014 after 11 previous months of losses. In 2014, U.S. West arrivals grew 1.4 percent to 3,256,628 visitors. Combined with higher daily spending (+2.7% to \$161 per person), total expenditures by U.S. West visitors rose 3.2 percent to \$5 billion.
- Growth in U.S. East arrivals (+1.1% to 1,719,798 visitors) and increased daily spending (+3.3% to \$205 per person) led to a 4.1 percent gain in total visitor expenditures to \$3.7 billion in 2014.
- A shorter average length of stay (-2.3% to 5.80 days) among the 1,510,938 Japanese visitors who arrived (-0.5%) in 2014 contributed to a 2.9 percent drop in visitor expenditures to \$2.4 billion.
- Arrivals from Canada rose 1.3 percent to 523,534 visitors and expenditures totaled \$1.1 billion (-0.5%) in 2014. Average daily spending by these visitors (\$160 per person) was lower compared to 2013 (\$164 per person).
- Among the smaller visitor markets, there was growth in arrivals from Oceania (+5.9% to 376,704), Other Asia (+8.5% to 363,528) and Europe (+4.6% to 143,132), while arrivals from Latin America (+0.1% to 30,303 visitors) were similar to 2013 (see page 6). Combined expenditures by these visitors rose 5.3 percent to \$2.6 billion.
- A total of 123,071 visitors came by cruise ships in 2014, down 28 percent from the previous year (see page 6).
- Visitor expenditures on O'ahu declined (-3.4% to \$7.1 billion) even though arrivals rose 2.3 percent to 5,159,078 visitors. Maui showed growth in both visitor expenditures (+11.6% to \$4.1 billion) and arrivals (+1.6% to 2,397,307 visitors) compared to 2013. Expenditures on Hawai'i Island (+5.6% to \$1.9 billion; +0.7% to 1,445,939 visitors) and Kaua'i (+5.4% to \$1.5 billion; -0.1% to 1,113,605 visitors) increased despite relatively flat growth in arrivals.



¹ Total visitor expenditures presented in this press release did not include supplemental business expenditures. Please see the 2013 Annual Visitor Research Report, Technical Notes, pages 154 to 156 definitions of visitor expenditures and supplemental business expenditures

UHERO
THE ECONOMIC RESEARCH ORGANIZATION
AT THE UNIVERSITY OF HAWAII



THE ECONOMIC IMPACT OF ASTRONOMY IN HAWAII

AUGUST 28, 2014





The Economic Impact of Astronomy in Hawai'i

AUGUST 28, 2014

Prepared by:

University of Hawai'i Economic Research Organization
(UHERO)

UHERO Principal Investigators: Dr. Kimberly Burnett (Associate Specialist), Dr. Inna Cintina (Assistant Specialist), and Dr. Christopher Wada (Research Economist)

This research was supported by Mauna Kea Observatories

UNIVERSITY OF HAWAI'I ECONOMIC RESEARCH ORGANIZATION
2424 MAILE WAY, ROOM 542
HONOLULU, HAWAI'I 96822
UHERO@HAWAI'I.EDU

Executive Summary

The astronomy sector in Hawaii generates economic activity through its purchases from local businesses, its payment to its employees, and spending by students and visitors. In collaboration with the Institute for Astronomy, a survey was designed to obtain information from astronomy related entities about in-state expenditures. The collected survey data was used to estimate the astronomy sector's total economic activity in each of Hawaii's counties for the calendar year 2012. Following a standard Input-Output approach, we define economic impact to be the direct, indirect, and induced economic activities generated by the astronomy sector's expenditures in the state economy, taking into account inter-county feedback and spillover effects.

Local astronomy related expenditures in calendar year 2012 were \$58.43 million, \$25.80 million, \$1.28 million, and \$2.58 million in Hawaii, Honolulu, Kauai, and Maui counties respectively. Total astronomy related spending in the state was \$88.09 million. Including indirect and induced benefits and adjusting for inter-county feedback and spillover effects, the astronomy sector had a total impact of \$167.86 million statewide. The largest impact was found to be in Hawaii County (\$91.48 million), followed by Honolulu County (\$68.43 million). Impacts were found to be relatively small in Maui County (\$5.34 million) and Kauai County (\$2.61 million). In addition to contributing to output, astronomy activities generated \$52.26 million in earnings, \$8.15 million in state taxes, and 1,394 jobs statewide.

Lanny Alan Sinkin
P. O. Box 944
Hilo, Hawai'i 96721
(808) 936-4428
lanny.sinkin@gmail.com

Lay representative for Temple of Lono

BOARD OF LAND AND NATURAL RESOURCES

FOR THE STATE OF HAWAII

IN THE MATTER OF) Case No. BLNR-CC-16-002
)
A Contested Case Hearing Re Conservation)
District Use Permit (CDUP) HA-3568 for) **CERTIFICATE OF SERVICE**
The Thirty Meter Telescope at the Mauna)
Kea Science Reserve, Kaohe Mauka,)
Hamakua District, Island of Hawai'i,)
TMK (3) 4-4-015:009)
_____)

CERTIFICATE OF SERVICE

I hereby certify that on this day a copy of the **TEMPLE OF LONO SECOND SUPPLEMENTAL EXHIBIT DESIGNATION** was served on the following parties by email on January 7, 2017:

Michael Cain <michael.cain@hawaii.gov>, Kealoha Pisciotto-Keomailani Von Gogh <keomaivg@gmail.com>, Clarence Ching <kahiwaL@cs.com>, Uncle Kalani Flores <ekflores@hawaiiantel.net>, Pua Case <puacase@hawaiiantel.net>, cordylinicolor@gmail.com, kealiikea@yahoo.com, Bianca Isaki <bianca@kahea.org>, Ian Sandison <isandison@carlsmith.com>, tluikwan@carlsmith.com, John P. (Pete) Manaut <jpm@carlsmith.com>, Lindsay N. McAneeley <lmcaaneeley@carlsmith.com>, T. Shinyama' <RShinyama@wik.com>, douging@wik.com <douging@wik.com>, mehana kihoi <uhiwai@live.com>, Kahookahi Kanuha <kahookahi@gmail.com>, Joseph Camara <kualiic@hotmail.com>, lsa@torkildson.com <lsa@torkildson.com>, njc@torkildson.com <njc@torkildson.com>, leina'ala s <leinaala.mauna@gmail.com>, Maelani Lee <maelanilee@yahoo.com>, Lanny Sinkin <lanny.sinkin@gmail.com>, akulele@yahoo.com <akulele@yahoo.com>, s.tabbada@hawaiiantel.net <s.tabbada@hawaiiantel.net>, tiffniekakalia <tiffniekakalia@gmail.com>, Glen Kila <makakila@gmail.com>, Brannon Kealoha <brannonk@hawaii.edu>, hanahanai@hawaii.rr.com <hanahanai@hawaii.rr.com>, pohaku7@yahoo.com <pohaku7@yahoo.com>, Ivy McIntosh <3popoki@gmail.com>, Kealamakia Jr. <mkealama@yahoo.com>, Patricia Ikeda

<peheakeanila@gmail.com>, Yuklin Aluli <yuklin@kailualaw.com>, Dexter Kaiama
cdexk@hotmail.com, "DLNR.CO.Maunakea" <dlnr.maunakea@hawaii.gov>

and will be served by hand on January 9, 2017 to:

1. Dwight J. Vicente
2608 Ainaola Drive
Hilo, Hawaiian Kingdom

2. Harry Fergerstrom
P.O. Box 951
Kurtistown, HI 96760

3. Michael Cain, Custodian of Records
Conservation and Coastal Lands
1151 Punchbowl, Room 131
Honolulu, Hawai'i 96813

Dated: January 7, 2017

_____/s/_____
Lanny Alan Sinkin